



RESEARCH ARTICLE

Assessing the effect of article processing charges on the geographic diversity of authors using Elsevier's "Mirror Journal" system

Audrey C. Smith* , Leandra Merz* , Jesse B. Borden , Chris K. Gulick ,
Akhil R. Kshirsagar , and Emilio M. Bruna 

University of Florida

*Audrey C. Smith and Leandra Merz contributed equally to this work.

an open access  journal



Citation: Smith, A. C., Merz, L., Borden, J. B., Gulick, C. K., Kshirsagar, A. R., & Bruna, E. M. (2021). Assessing the effect of article processing charges on the geographic diversity of authors using Elsevier's "Mirror Journal" system. *Quantitative Science Studies*, 2(4), 1123–1143. https://doi.org/10.1162/qss_a_00157

DOI:
https://doi.org/10.1162/qss_a_00157

Supporting Information:
https://doi.org/10.1162/qss_a_00157

Received: 2 September 2020
Accepted: 10 August 2021

Corresponding Author:
Emilio M. Bruna
embruna@ufl.edu

Handling Editor:
Ludo Waltman

Keywords: Global North, Global South, Gold OA, hybrid journals, open access, parent journals, Simpson's index, waivers

ABSTRACT

Journals publishing open access (OA) articles often require that authors pay article processing charges (APC). Researchers in the Global South often cite APCs as a major financial obstacle to OA publishing, especially in widely recognized or prestigious outlets. Consequently, it has been hypothesized that authors from the Global South will be underrepresented in journals charging APCs. We tested this hypothesis using more than 37,000 articles from Elsevier's "Mirror journal" system, in which a hybrid "Parent" journal and its Gold OA "Mirror" share editorial boards and standards for acceptance. Most articles were non-OA; 45% of articles had lead authors based in either the United States or China. After correcting for the effect of this dominance and differences in sample size, we found that OA articles published in Parent and Mirror journals had lead authors with similar Geographic Diversity. However, Author Geographic Diversity of OA articles was significantly lower than that of non-OA articles. Most OA articles were written by authors in high-income countries, and there were no articles in Mirror journals by authors in low-income countries. Our results for Elsevier's Mirror-Parent system are consistent with the hypothesis that APCs are a barrier to OA publication for scientists from the Global South.

1. INTRODUCTION

Open Access articles can be read without payment or subscription to the journal in which they were published, and the number of OA articles published annually continues to grow dramatically (Piwowar, Priem et al., 2018). In addition to benefiting readers without access to traditional subscription-based journals, OA publishing can also benefit an article's authors (reviewed in McKiernan, Bourne et al., 2016; Tennant, Waldner et al., 2016). For instance, OA articles can garner more online views, have higher download rates, and accrue more citations over time than articles in subscription outlets (Davis, 2011; Eysenbach, 2006; Wang, Liu et al., 2015). Metrics such as these are increasingly taken into consideration when conducting performance evaluations of scientists, including the tenure and promotion process in academic institutions (Schimanski & Alperin, 2018). Publishing OA articles can therefore play an important role in a scientist's professional advancement and status (MacLeavy, Harris, & Johnston, 2020; McKiernan et al., 2016). These benefits may accrue regardless of whether publishing in

Copyright: © 2021 Audrey C. Smith, Leandra Merz, Jesse B. Borden, Chris K. Gulick, Akhil R. Kshirsagar, and Emilio M. Bruna. Published under a Creative Commons Attribution 4.0 International (CC BY 4.0) license.



“Gold OA” journals, where all articles are immediately available, in “hybrid” journals that publish both OA and subscription-only content, or when authors place a version of their article in a repository (i.e., self-archiving or “Green OA”) (Piwowar et al., 2018). However, the professional value of OA is likely to be especially high when publishing in Gold OA journals, especially if they have other characteristics valued by evaluators: name recognition, high impact factor, perceived prestige, or association with certain academic societies (Gray, 2020; Schimanski & Alperin, 2018).

Furthermore, publication in Gold OA journals is increasingly required by government agencies and private foundations that fund research (Björk & Solomon, 2014; Pinfield, 2013). Most Gold OA journals allow authors to publish at no expense (Crow, 2009). However, the vast majority of OA articles are published in a subset of OA journals that require authors pay an “article processing charge” (APC) to help defray the cost of journal operations or lost subscription revenue (Crow, 2009; Kozak & Hartley, 2013; OpenAPC, 2020; Pavan & Barbosa, 2018; Piwowar et al., 2018). A recent survey found that for OA journals charging APCs—a list that includes the most prestigious and widely recognized Gold OA outlets—the average APC was \$908 (\pm \$608 SD, $N = 4,418$ journals), with 500 journals charging at least \$2,000 and 12 journals charging APCs over \$4,000 (Morrison, 2019; Singh & Morrison, 2019). For many researchers, especially those working in the Global South¹, these APCs are an insurmountable financial obstacle that prevents them from publishing in the most desirable OA journals (Bahlai, Bartlett et al., 2019; Matheka, Nderitu et al., 2014; Peterson, Emmett, & Greenberg, 2013). This is especially true for scholars writing without any coauthors that could potentially contribute a portion of the APC. It is even the case for those with access to funding, as even modest APCs can consume a large fraction of their research budget (Pavan & Barbosa, 2018). Although publishers have attempted to address this with policies aimed at reducing or even waiving APCs for authors in some countries, many researchers in the Global South are ineligible for even partial waivers (Ellers, Crowther, & Harvey, 2017; Lawson, 2015; Table S1). This has led many to argue that the APCs allowing authors in low-income countries to read previously inaccessible journals simultaneously prevents them from publishing in the same journals (Ellers et al., 2017; Fontúrbel & Vizentin-Bugoni, 2021; Matheka et al., 2014; Poynder, 2019).

Despite the prevalence of this assertion, tests of whether APCs shape author representation in the OA literature remain rare (Ellers et al., 2017). This is largely because it has been challenging, if not impossible, to identify journals for comparison whose primary difference is whether or not they charge APCs. In 2018, however, the publishing company Elsevier introduced the concept of “Mirror journals”—Gold OA versions of established Hybrid titles with identical editorial boards, peer review procedures, and standards for acceptance (Cochrane, 2018; Harrison, 2019). The goal was for this identical editorial structure, coupled with a nearly identical name (e.g., *Journal of Dentistry*/*Journal of Dentistry: X*, *Ecological Engineering*/*Ecological Engineering: X*), to elevate the visibility and status of the OA Mirrors to a level comparable to their Hybrid “Parent” journal (Harrison, 2019), thereby attracting authors preferring to publish in a Gold OA journal or required to do so by the organization funding their research. All Mirror journals charge an APC (median = \$2,600, range = \$1,318–\$3,750; Table 1); as with most Hybrid journals, there is no cost to authors publishing in Parent journals unless they wish their article to be OA. For many of the Parent-Mirror pairs the APC was identical, but in cases where it was not, the APCs of Parent journals were on average \$630.70 (\pm 506.82)

¹ The world’s “developing” or “emerging” economies, primarily located in Latin America, Asia, Africa, and the Middle East (Brandt, 1980).

Table 1. Parent journals published by Elsevier included in this study, the number of open access (OA) and non-OA articles they published during our focal time frame, the number of articles published in each Mirror journal during the same time period, and the article processing charge (APC) required by each journal for OA publication. With two exceptions the titles of Parent and Mirror journals are identical except for the “X” at the end of Mirror versions (e.g., Research Policy X, Optical Materials X).

Title	Parent Journal		Mirror Journal	APC (U.S.\$)	
	Subscription	Open Access	Open Access	Mirror	Parent
Analytica Chimica Acta	1,289	8	19	1,850	3,500
Atherosclerosis	265	127	5	2,308	3,200
Atmospheric Environment	1,015	41	67	1,400	1,400
Biochimie ¹	835	71	49	1,318	2,880
Biosensors & Bioelectronics	1,170	0	9	3,500	4,080
Chaos, Solitons & Fractals	673	0	15	2,200	2,200
Chemical Engineering Science	1,022	22	45	3,500	3,500
Chemical Physics Letters	1,137	15	23	3,050	3,050
Contraception	183	16	21	3,200	3,200
Cytokine	425	47	7	3,400	3,400
Ecological Engineering	437	18	13	2,600	3,400
Energy Conversion & Management	1,713	29	17	3,100	3,100
European J of Obstetrics, Gyn, & Repro Bio	527	36	84	2,500	2,500
Expert Systems With Applications	1,084	22	10	2,200	2,640
Food Chemistry	3,028	49	44	2,800	2,800
Gene	1,079	14	21	3,400	3,400
International J of Pharmaceutics	1,293	36	38	3,700	3,700
J of Asian Earth Sciences	602	6	10	2,600	2,600
J of Biomedical Informatics	108	132	15	2,350	2,800
J of Biotechnology	301	16	10	2,820	3,200
J of Computational Physics	970	25	35	2,800	2,800
J of Dentistry	208	16	5	3,000	3,000
J of Hydrology	1,417	42	37	3,200	3,200
J of Non-Crystalline Solids	750	11	33	2,200	2,200
J of Structural Biology	152	37	17	2,750	3,310
Materials Letters	2,494	12	30	2,000	3,100
Microelectronic Engineering ²	547	26	39	2,020	2,200
Nutrition	416	26	2	2,050	2,850

Downloaded from http://direct.mit.edu/qss/article-pdf/2/4/1123/2007932/qss_a_00157.pdf by Yale University user on 08 October 2024

Table 1. (continued)

Title	Parent Journal		Mirror Journal	APC (U.S.\$)	
	Subscription	Open Access	Open Access	Mirror	Parent
Optical Materials	1,020	32	34	1,500	2,200
Research Policy	197	58	2	2,400	2,760
Respiratory Medicine	267	31	14	3,500	3,500
Sleep Medicine	401	20	8	3,360	3,900
Toxicon	271	7	26	3,300	3,300
Vaccine	1,016	482	42	2,450	2,950
Veterinary Parasitology	221	17	21	3,200	3,000
Water Research	2,083	187	41	3,750	3,750
World Neurosurgery	3,441	29	43	2,600	2,240
Resources, Conservation, & Recycling	552	69	24	3,500	3,500
Total no. of articles	34,609	1,832	975		

¹ OA Mirror title: Biochimie Open.

² OA Mirror title: Micro and Nano Engineering.

higher. Mirror and Parent journals are cross-promoted on each others' websites, as are the publisher's APC waiver policies.

The Parent-Mirror system is an ideal "natural experiment" with which to test for associations between APCs and author diversity. First, it eliminates three of the major factors that have hampered prior comparisons of OA and subscription journals: between-journal differences in aims and scope, potential author base, and the editorial process and criteria with which manuscripts are evaluated. In addition, several of the journal websites emphasize that articles are processed with neither editors nor referees aware of whether an article was submitted to the Parent or Mirror journal, which helps ameliorate any potential effects of any editor or referee biases. Third, the 38 journal pairs span a breadth of disciplines ranging from environmental policy to particle physics to veterinary medicine. This, coupled with our sampling design, allows us to draw broader generalizations than if we had limited our analyses to journals from a single field. Finally, one can compare the authors of articles in the Mirror journal with those of OA articles in the Parent journal. This comparison can be used to infer whether any Parent-Mirror differences could in fact be due to factors other than APCs that also shape author submission decisions, such as journal impact factor, national incentives, funder mandates, prior experience with the Parent journal, or limited familiarity with Mirror journals.

We used data from over 37,000 articles published in 38 Parent journals and their respective Mirrors to investigate the relationship between APCs and the geographic structure of author communities. We test three predictions. First, that the geographic diversity of authors publishing in Mirror journals would be similar to that of authors publishing OA articles in Parent journals. Second, that the geographic diversity of authors publishing OA articles—whether in Mirror journals or Parent journals—would be lower than that of non-OA articles in Parent journals. Third, that any such reductions would be due to OA articles having fewer lead authors (i.e., first or single-authors) from the low-income countries predominantly located in the Global South.

We tested these hypotheses using diversity indices derived from information theory that are commonly used across disciplines for quantifying and comparing the structure of groups (Calver, Bryant, & Wardell-Johnson, 2018; Espin, Palmas et al., 2017; Magurran, 2004). In doing so we not only provide a robust analysis of the association between APCs and author representation, but also the first comparison of author communities in the Mirror-Parent publishing framework.

2. METHODS

In July 2020, we downloaded the complete reference records for all “Articles” and “Reviews” published in 38 Mirror journals (Table 1) from the Web of Science Core Collection and Scopus databases. We then identified the date of the first publication in each Mirror journal and downloaded the records of all articles published in the corresponding Parent journal from that date through July 2020 (Table 1). Each article from the Parent journals was identified as being either OA or non-OA (i.e., requiring a subscription or payment to read). Finally, for all papers, we identified the country in which the first author’s primary institution of affiliation was located and assigned that country to its respective World Bank Region², World Bank Lending Group³ (World Bank, 2020), and Elsevier “Research4Life” APC Waiver Group (100% Waiver, 50% Waiver, No Waiver; Table S1).

To quantify the geographic structure of our focal author communities we used a diversity index derived from information theory. The most commonly used diversity metrics are calculated using two pieces of information. The first is Richness (R), which is the number of distinct categories contained in a sample (e.g., the number of countries in which authors from a group of journals are based). The second is Evenness, which is the relative frequency of each category in the sample (i.e., the relative proportion of authors based in each country). A robust and widely used diversity index is the reciprocal transformation of Simpson’s Index:

$$D_2 = \frac{1}{\sum_{i=1}^R p_i^2}$$

where R is the maximum value of Richness, and p_i is the proportional abundance of type i during time interval t . Values of D_2 calculated for different groups are directly comparable; larger values of D_2 indicate greater diversity, with the maximum potential diversity equal to the highest value of Richness in the group (Magurran, 2004).

We began by comparing the geographic diversity of authors publishing in OA Mirror journals with that of authors publishing OA articles in Parent journals (Prediction 1) using permutations tests. We found no evidence of a difference in the Geographic Diversity of authors of these two groups of OA articles (for additional details see Table S2, Figure S3).

2.1. Correcting for Differences in Sample Size

The number of OA articles in both Parent and Mirror journals precluded robust comparisons of Geographic Diversity for journal pairs. We therefore calculated and compared the Geographic Diversity (D_2) of lead authors at the level of “article type”: OA articles in Mirror journals (i.e.,

² Europe/Central Asia, East Asia/Pacific, Latin America/Caribbean, Sub-Saharan Africa, South Asia, Middle East/North Africa, North America (i.e., Canada, United States).

³ High income (per capita GNI > \$12,476, including both Organization for Economic Cooperation and Development (OECD) members and non-OECD members, upper middle income (per capita GNI \$4,036–\$12,475), Lower middle income (per capita GNI \$1,026–\$4,035), and Low income (per capita GNI < \$1,025).

MOA), OA articles in Parent journals (i.e., POA), and subscription-only (i.e., non-OA) articles in Parent journals (Psub). It is important to note, however, that we cannot simply pool the OA and non-OA articles from the different journals and compare the resulting Diversity scores of the three groups. This is because there were 12-fold more subscription-only articles than OA articles, and Richness—which is used to calculate (D_2)—increases with sample size. Furthermore, any analyses conducted on a collection of articles drawn from multiple journals would be skewed by patterns in the journals with the most articles. We therefore used abundance-matched bootstrapping (Efron & Tibshirani, 1994) to compare the geographic diversity of the pooled OA articles with that of 1,000 different collections of non-OA articles. These collections were generated by counting the number of articles published in each Mirror, then randomly sampling with replacement an identical number of subscription-only articles from the respective Parent journal (Fox, 2015). To determine if the Geographic Diversity of authors for MOA and POA articles was significantly different from that of Psub articles, we calculated \hat{P} —the proportion of Psub collections whose value of D_2 was below that of each OA collection. A $\hat{P} > 0.975$ indicates that the Diversity of an OA collection is significantly greater than that of the Psub samples; OA Diversity is significantly lower than that of Psub samples when $\hat{P} < 0.025$. The same procedure was used to compare the proportion of Psub and OA articles written by authors based in different global regions, national income categories, and APC waiver categories. Results for the MOA vs. Psub and POA vs. Psub comparisons were qualitatively similar, so we report only the results for of the MOA vs. Psub comparison.

The analyses above were conducted for two types of lead authors: the authors of single-authored papers and the first authors of coauthored papers. We analyzed single- and coauthored papers separately because of the potential insights into financial constraints that could emerge from divergent results for these author types: Although the APC for a single-authored paper is the responsibility of one person, the APC of a coauthored paper can potentially be divided among—or even paid entirely by—coauthors with access to funding.

2.2. Assessing and Correcting for Categorical Dominance

Simpson's Index is robust to moderate differences in sampling effort. However, it is sensitive to how equitably samples are distributed between categories (i.e., it is a “dominance” or “evenness” index; Magurran, 2004), meaning that more dominant categories will have disproportionately greater effects on D_2 . Failure to consider this effect can lead to incorrect inference regarding differences in diversity, especially in cases where dominance is most pronounced. This is because a small number of dominant categories can dramatically lower D_2 even if the number of remaining categories and their proportional representation are identical. Put another way, dominant categories “suppress” the contributions to diversity of the other categories in a group.

Because more than 40% of first authors were based in either China or the United States (Figure S1), we sought to assess if this dominance could be biasing estimates of author diversity. To do so we conducted a series of simulations in which we sequentially removed authors from each country and measured the resulting change in D_2 . China was the only country whose exclusion led to increased diversity, with a relative effect on D_2 that was 142 times that of any other country (Figure S2). We then excluded all papers with first authors based in China and repeated our simulations. Diversity only increased (eight-fold) when excluding articles with first authors based in the United States, with a relative effect on diversity that was 31 times greater than that of any other country (Figure S2). These results indicate that there is a large and

Table 2. Geographic Diversity of lead authors publishing Open Access (i.e., OA) articles in Mirror and Parent journals vs. subscription-only, non-OA, articles in Parent journals (Psub). The value for Psub is the mean of 1,000 bootstrap-generated article collections identical in size and structure to each OA group with which they are being compared (i.e., OA in Mirror, OA in Parent). Single: authors of single-authored articles; First: first authors of coauthored articles. Note that because Diversity values are sample-size dependent, it is not appropriate to compare values generated for one comparison with those generated for another (e.g., single-author OA articles in Parent journals with first-author OA articles in Mirror journals).

Author	OA source	All countries			China & USA excluded		
		OA	Psub (mean \pm SD)	\hat{P}	OA	Psub (mean \pm SD)	\hat{P}
Single	Mirror	11.2	14.07 \pm 2.58	0.15	17.0	22.55 \pm 2.8	0.0
	Parent	7.5	9.87 \pm 3.21	0.23	10.0	9.85 \pm 3.48	0.2
First	Mirror	15.6	9.25 \pm 0.69	1.00	19.9	24.69 \pm 1.37	0.0
	Parent	13.3	11.63 \pm 0.55	1.00	16.4	24.35 \pm 0.86	0.0

negative bias in D_2 when including authors from the United States and China in analyses. We therefore conducted all analyses both with and without authors from these two countries. We also repeated all analyses with Shannon's Index, which is somewhat less sensitive to extreme differences in relative frequency than Simpson's Index. The results for Simpson's and Shannon's indices were qualitatively similar (Figure S4), so we present here only the results for Simpson's Index.

All data analyses were carried out with code written in the R statistical programming language (R Core Team, 2020). We used the `reflitr` (Fournier, Boone et al., 2020) and `bibliometrix` (Aria & Cuccurullo, 2017) libraries to process the Web of Science and Scopus records (respectively) and georeference lead authors. These packages were unable to georeference the addresses of 52 first authors; we identified the country in which these authors were based from the original articles. Richness and Diversity were calculated with the `vegan` library (Oksanen, Blanchet et al., 2019), and `ggplot2` (Wickham, Averick et al., 2019) was used for all data visualizations.

3. RESULTS

The 38 Mirror journals published 975 articles from their inception through the date we downloaded the article records. During the same interval, their respective Parent journals published 36,232 articles, of which 1,832 were OA (Table 1). Lead authors were collectively based in 144 countries (i.e., all journals and article categories pooled). However, the number of countries in which authors were based varied substantially among categories (Table S3), as did the relative frequency of countries in which authors were based (i.e., Evenness, Table S3). For example, authors of single-author publications, which accounted for 21% of the articles in Mirror journals ($N = 202$) but only 2% of articles in Parent journals ($N = 750$), were collectively based in $N = 75$ countries. However, the authors of single-authored OA articles in Mirror and Parent journals were based in $N = 38$ and $N = 15$ countries, respectively (Table 2). Although 45% of articles had a lead author whose primary institutional address was in either the United States or China (Figure S1), there was an important difference among journal types in the representation of authors from these two countries. Although U.S. authors published approximately two times more OA articles than authors based in China, authors from China published three times more subscription-only articles in Parent journals than authors from the United States (Figures 1 and 2).

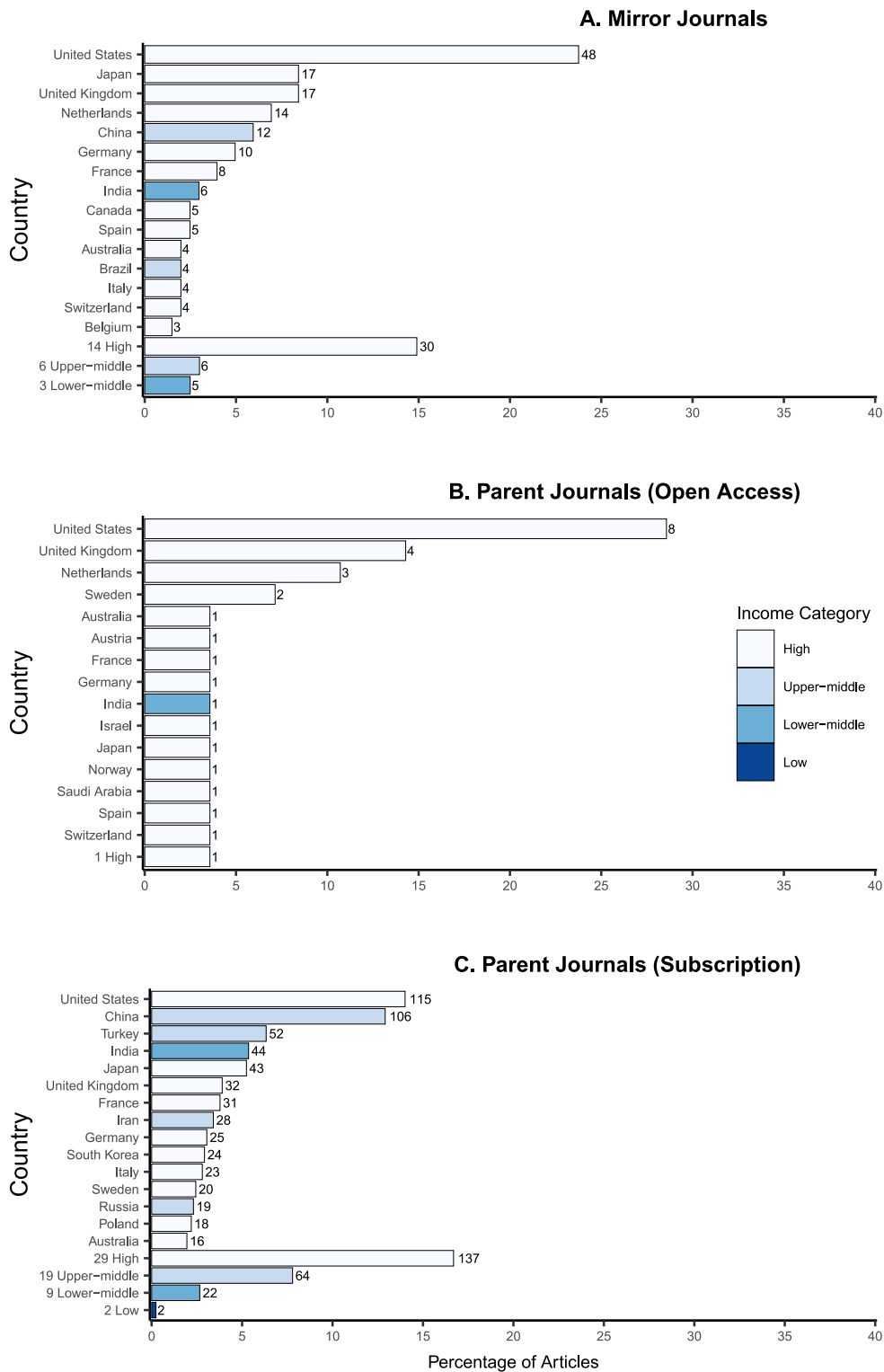


Figure 1. For single-author papers: (A) the percentage of authors of articles in open access (OA) Mirror journals that are based in different countries, (B) the percentage of authors of OA articles in Parent journals that are based in different countries, and (C) the percentage of authors of non-OA articles in Parent journals that are based in different countries. Numbers adjacent to bars are the number of articles with lead authors based in that country. The remaining countries are grouped by Income Category. The number of additional countries in each Income Category is to the left of the category, while the total number of articles published by authors based in these countries is the number to the right of the bar.

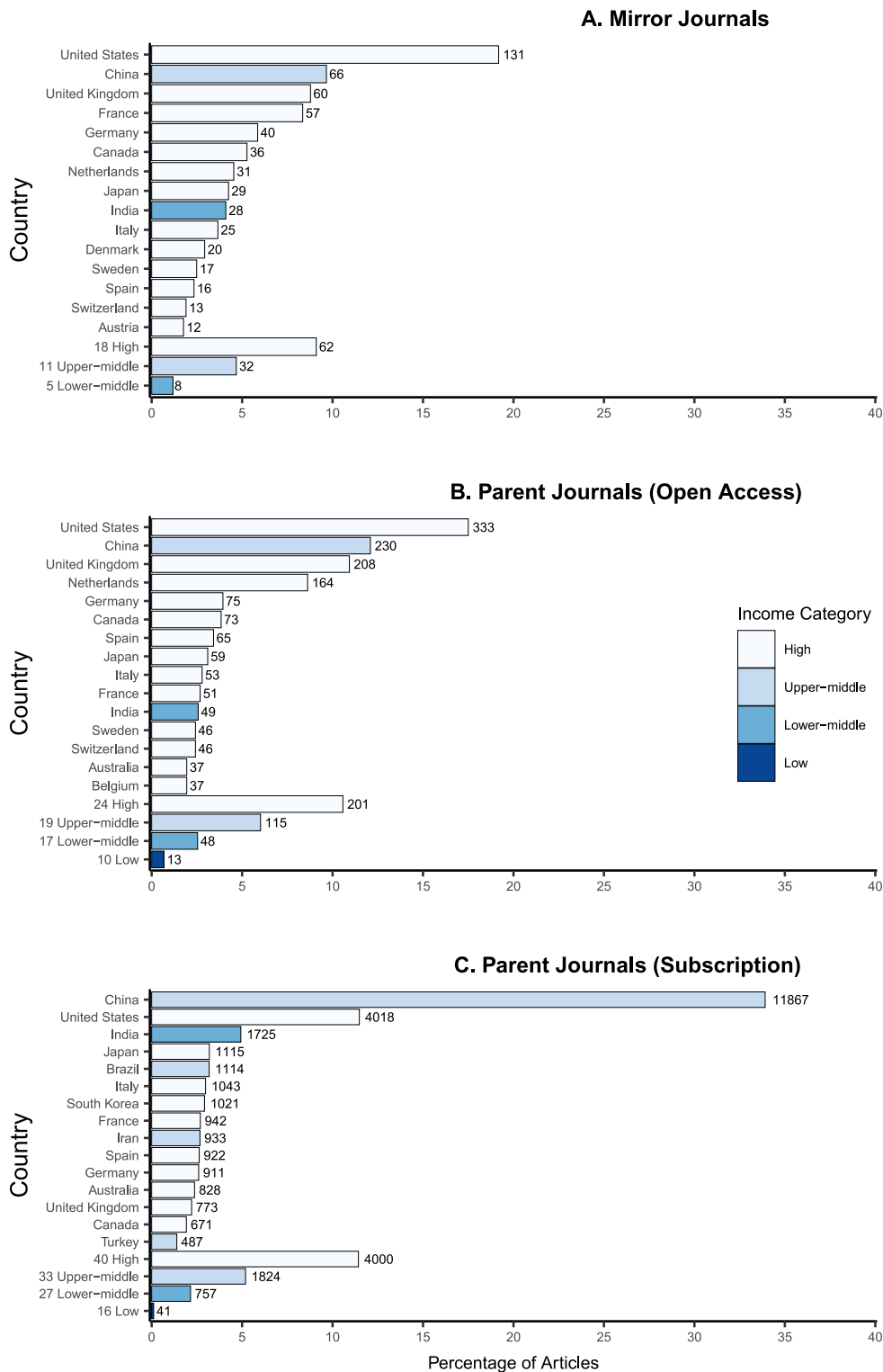


Figure 2. For coauthored papers: (A) the percentage of authors of articles in open access (OA) Mirror journals that are based in different countries, (B) the percentage of authors of OA articles in Parent journals that are based in different countries, and (C) the percentage of authors of non-OA articles in Parent journals that are based in different countries. Numbers adjacent to bars are the number of articles with lead authors based in that country. The remaining countries are grouped by Income Category. The number of additional countries in each Income Category is to the left of the category, while the total number of articles published by authors based in these countries is the number to the right of the bar.

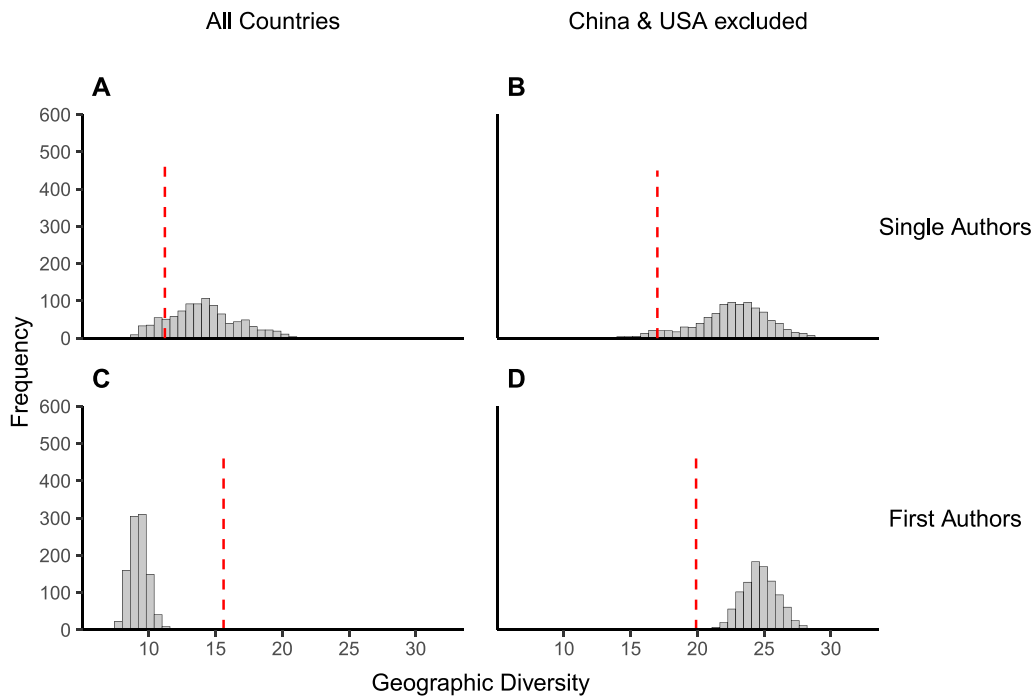


Figure 3. Geographic Diversity (D_2) of authors publishing $N = 975$ articles in Mirror journals (dashed line) and 1,000 collections of $N = 975$ non-OA articles in Parent journals (sampled from $N = 34,400$ articles by bootstrapping).

Table 3. Monthly stipends for graduate students in select countries. The value of the stipend in U.S. currency is based on the exchange rate in December 2020.

Country	Agency	Degree	Stipend (U.S.\$)
Brazil	CNPq ¹	MS/MA	294
		PhD	431
Mexico	CONACYT ²	MS/MA	588
		PhD	783
India	SERB ³	PhD ⁶	747
		PhD ⁷	978
Indonesia	RISTEKDIKT ⁴	MS/MA	195
South Africa	NRF ⁵	MS/MA	670
		PhD	687

¹ <https://cnpq.br/apresentacao13/>

² <https://www.conacyt.gob.mx/index.php/becas-y-posgrados/becas-nacionales>

³ <https://www.serb.gov.in/pmfdp.php>

⁴ <https://scholarshipproar.com/knb-scholarship/>

⁵ <https://www.nrf.ac.za>

⁶ Min. value, Prime Minister’s Doctoral Fellowship.

⁷ Max. value, Prime Minister’s Doctoral Fellowship.

3.1. Geographic Diversity

3.1.1. First authors of coauthored articles

When including all countries, there was no significant difference in the Geographic Diversity of authors that published OA and Subscription articles, regardless of whether the OA articles were published in Mirror or Parent journals. After correcting for the dominance of authors based in the United States and China, however, the Geographic Diversity of authors publishing OA articles was significantly lower than that of authors publishing Subscription articles. This was true for both OA articles published in Mirror journals ($D_2^{MOA} = 17.5$ vs. $\bar{D}_2^{Psub} = 24.24 \pm$

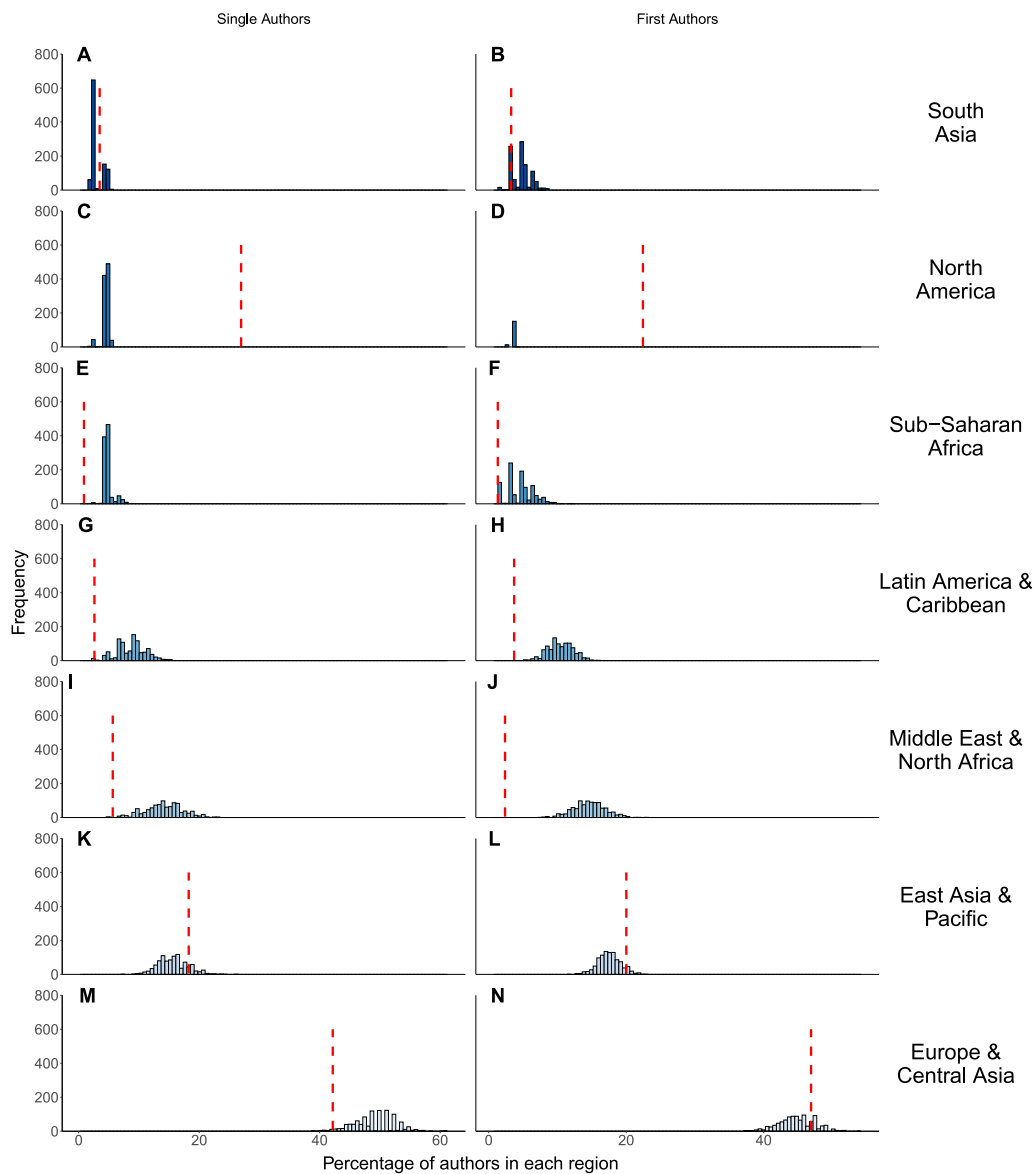


Figure 4. Percentage of first authors that are based in different global regions. The dashed line is the value for $N = 975$ articles in open access (OA) Mirror journals; histograms are values for 1,000 identically sized collections of non-OA articles from Parent journals (sampled by bootstrapping from $N = 34,400$ articles). All countries, including the United States and China, are included.

1.46 SD) and those published in Parent journals ($D_2^{POA} = 16.4$ vs. $\bar{D}_2^{Psub} = 24.31 \pm 0.86$ SD; Figure 3, Table 2).

3.1.2. Single-author articles

The results were similar when comparing Single Author OA articles published in Mirror journals with subscription articles in Parent journals: There was no significant difference in the values of D_2 when all countries were included, but author diversity for OA articles was significantly lower once China and the United States had been removed (Figure 3, Table 2). In contrast to the other comparisons, however, there was no significant difference in author diversity between OA and subscription articles in Parent journals, regardless of whether China and the United States were included in the analyses (Table 2). This comparison encompasses <3% of the total number of articles published during our focal time frame.

3.2. Global Regions, National Income, and Waiver Categories

After correcting for differences in sample size by bootstrapping, we found that articles in Mirror journals had significantly more authors from North America and the East Asia/Pacific region than subscription-only articles in Parent journals. They also had significantly fewer authors from Latin American and the Caribbean, the Middle East and North Africa, and Sub-Saharan Africa (Figure 4, Table 4). Consequently, the authors of articles in Mirror journals were significantly more likely to be based in high-income countries (Figure 5, Table 5), with authors from

Table 4. Percentage of articles in open access (OA) Mirror journals whose authors are based in different World Bank regions. The value for non-OA articles in Parent journals is the mean percentage of 1,000 bootstrap-generated samples identical in size and structure to the articles published in Mirror journals. Single: authors of single-authored papers; First: first authors of coauthored papers.

Countries	Author	Region	non-OA Parent	Mirror	\hat{P}
All countries	Single	South Asia	2.98	3.48	0.72
		North America	4.55	26.96	1.00
		Sub-Saharan Africa	4.86	0.87	0.00
		Latin America & Caribbean	8.73	2.61	0.01
		Middle East & North Africa	14.16	5.65	0.01
		East Asia & Pacific	15.68	18.26	0.86
		Europe & Central Asia	49.06	42.17	0.02
	First	South Asia	4.73	3.27	0.12
		North America	3.30	22.43	1.00
		Sub-Saharan Africa	4.63	1.32	0.00
		Latin America & Caribbean	10.45	3.70	0.00
		Middle East & North Africa	14.62	2.38	0.00
		East Asia & Pacific	17.53	20.02	0.95
		Europe & Central Asia	44.76	46.88	0.79

middle-income countries significantly underrepresented. Overall, a nearly identical proportion of subscription-only articles in Parent journals had first authors based in upper middle and high-income countries (47.3% and 47.5%, respectively). In contrast, an overwhelming majority of articles in Mirror journals were written by first authors based in the high-income countries of the Global North (81%; Figure S3).

The lack of lead authors from low-income countries was especially notable. None of the 975 articles in Mirror journals, and only 0.15% of the articles in Parent journals, were written by lead authors based in low-income countries. Of these, the overwhelming majority were

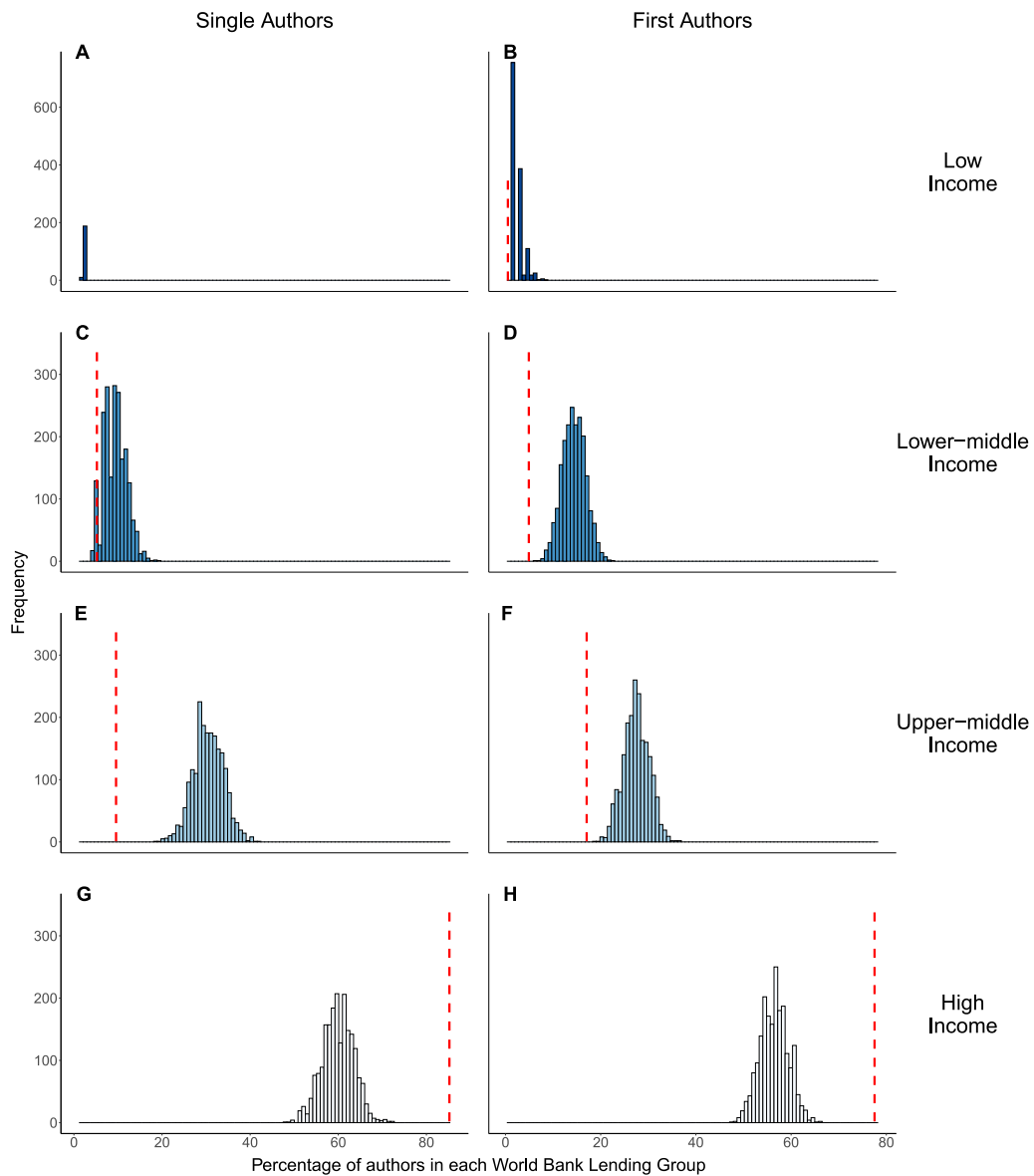


Figure 5. Percentage of first authors that are based in different World Bank Lending Groups. The dashed line is the value for $N = 975$ articles in open access (OA) Mirror journals; histograms are values for 1,000 identically sized collections of non-OA articles from Parent journals (sampled by bootstrapping from $N = 34,400$ articles). All countries, including the United States and China, are included.

Table 5. Percentage of articles in open access (OA) mirror journal whose authors are based in countries from different World Bank lending groups. The value for non-OA articles in Parent journals is the mean percentage of 1,000 bootstrap-generated samples identical in size and structure to the articles published in Mirror journals. Single: authors of single-authored papers; First: first authors of coauthored papers.

Countries	Author	Lending group	non-OA Parent	Mirror	\hat{P}
All countries	Single	Lower middle	9.14	5.22	0
		Upper middle	31.36	9.57	0
		High	59.24	85.22	0
	First	Low	2.38	0.51	0
		Lower middle	13.88	4.91	0
		Upper middle	27.75	17.06	0
		High	56.92	77.53	0

non-OA articles in Parent journals ($N = 41$ of 54; Figure 1B). When pooling across all journal and article types, there were authors from $N = 19$ low-income countries (vs. $N = 60$ high-income countries, Figure 2B). Ethiopia was the most productive low-income country ($N = 9$ articles), followed by the People's Republic of Korea ($N = 8$). Finally, authors in countries eligible for APC waivers published almost no OA articles in either Mirror or Parent journals—they published almost entirely subscription-only articles in Parent journals (Figure 6).

4. DISCUSSION

One of the central tenets of OA publishing is that it helps make the scientific community more globally inclusive. This is considered particularly beneficial to scientific communities with limited financial resources, such as those in many countries of the Global South (Iyandemeye & Thomas, 2019; Matheka et al., 2014; Ncayiyana, 2005). Although this benefit is undisputed, it has been suggested that OA publishing also has unintended negative consequences for the same author communities. Chief among these is that the OA funding model used by the most widely recognized and prestigious journals—a reliance on APCs—allows for readers with limited financial resources to access this scientific literature while preventing them from contributing to it. We found that for the overwhelming majority of articles published in the Mirror-Parent ecosystem, the Author Geographic Diversity of articles requiring APCs was significantly lower than that of articles requiring no fee. This was true regardless of whether the OA articles were published in the established Parent journals or the Gold OA Mirrors. The overwhelming majority of these OA articles also had lead authors based in high-income countries. Despite being based in countries nominally eligible for APC waivers, authors from middle-income countries published proportionately few OA articles, but authors in low-income countries published almost entirely subscription-only articles in Parent journals. Taken together, these results strongly suggest that APCs are a barrier to OA publication by scientists from the low-income countries of the Global South.

Although authors of articles in Mirror and Parent journals were based in similar numbers of countries, the specific countries in which they were based were markedly different. Articles in

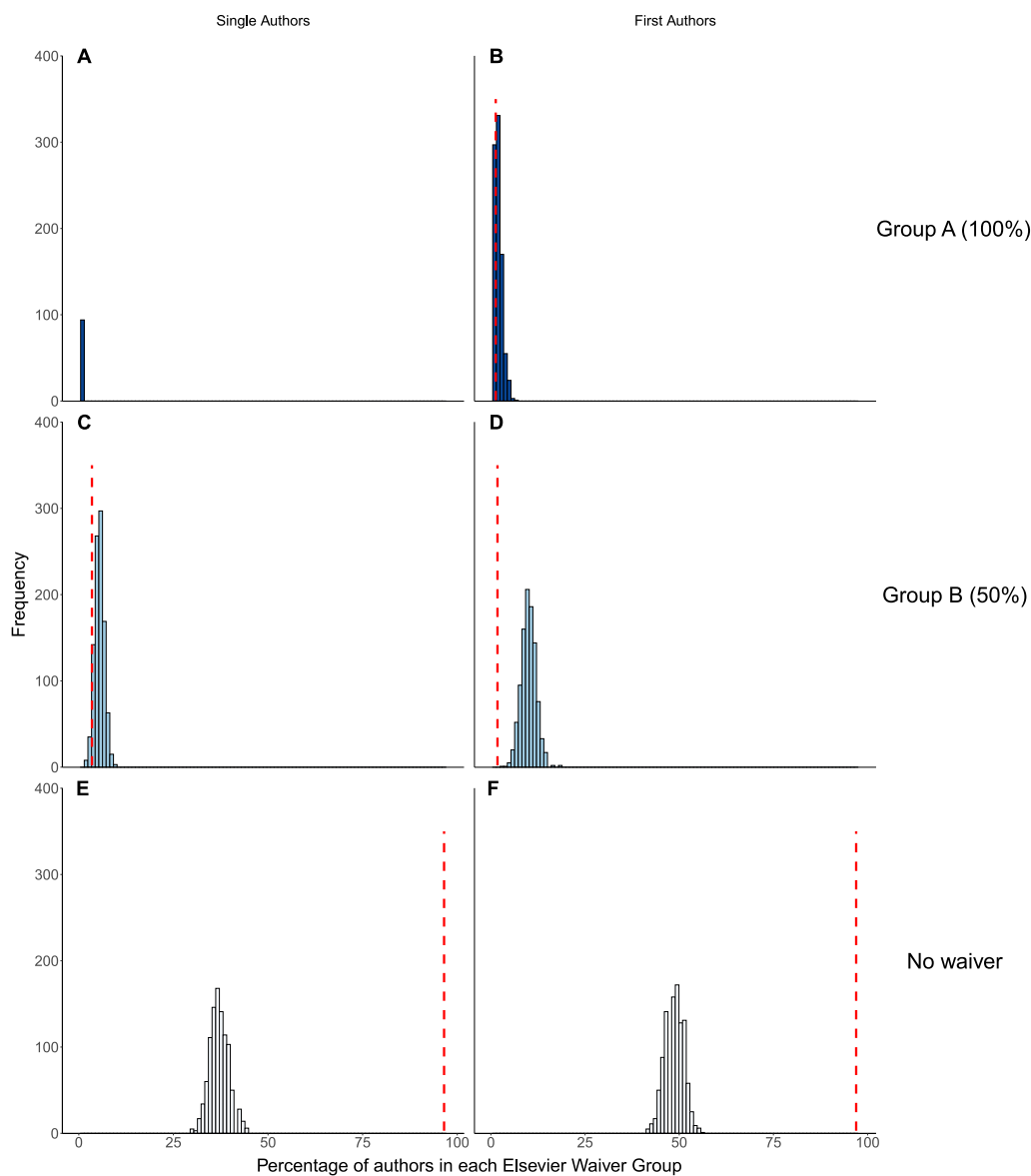


Figure 6. Percentage of first authors that are based in different Elsevier Waiver Groups. The solid line is the value for $N = 975$ articles in Mirror journals; histograms are values for 1,000 identically sized collections of subscription articles from Parent journals (sampled by bootstrapping from $N = 34,400$ articles).

Mirror journals had a far higher proportion of authors from North America, Europe/Central Asia, and the East Asia/Pacific region than similarly sized collections of non-OA articles (Figure 4). This is in sharp contrast to the non-OA articles in Parent journals, where proportionately more authors were based in Sub-Saharan Africa, South Asia, the Middle East/North Africa, and Latin America/The Caribbean. This geographic distribution means that the authorship of OA articles is overwhelmingly concentrated in high-income countries (Figures 5 and S5). Middle-income countries are also proportionately underrepresented in the OA literature. Five of the 15 countries publishing the most OA articles were in that category (i.e., China, India, Brazil, Mexico, Egypt; Figure 2A), vs. seven for subscription-only articles (China, India, Brazil, Iran, Turkey, Russia, Mexico; Figure 2B).

Of the more than 37,000 articles we reviewed, only 0.15% had lead authors based in low-income countries. Almost 55% of these were by authors in only four countries—Ethiopia, North Korea, Nepal, and Syria, with the remainder by authors in 15 others. Although this is consistent with the results of prior studies (e.g., Nuñez, Barlow et al., 2019; Stocks, Seales et al., 2008), we were nevertheless surprised to see that only (0.24%) of these were OA—the journals we reviewed all publish research relevant to researchers based in low-income countries (Table 1), and many of these countries have previously been shown to have high rates of OA publication (Iyandemye & Thomas, 2019). Prior studies of regional variation in OA uptake, however, have all included OA journals in which authors could publish at no cost. When surveyed, authors—especially independent researchers, students, and those at institutions focusing on undergraduate education—have identified APCs as a barrier to publication (Coonin & Younce, 2009; Dallmeier-Tiessen, Darby et al., 2011; Warlick & Vaughan, 2007). We provide some of the strongest evidence to date supporting the assertion that this is also the case for researchers in the Global South (Appel, Albagli et al., 2019; Ezema & Onyancha, 2017; Ncayiyana, 2005)—at least for those submitting to the 76 journals included in our review.

Although it is conceivable that the differences we observed are due to many of our focal journals having above average APCs (Solomon & Björk, 2012b), we believe this is unlikely to be the cause. Authors in low-income countries report that a single APC can frequently consume much of a research project's budget. Authors in low-income countries are also far more likely to use personal funds to pay APCs (Solomon & Björk, 2012a); even APCs well below the average of \$904 often exceed their monthly salary (Peterson et al., 2013) or student stipend (Table 3). Of course funds to defray publication costs are clearly available to some scientists in some of these countries (Pavan & Barbosa, 2018, Figures 1 and 2). The most likely explanation for the observed results is therefore that authors are actively choosing to publish at no cost in the Parent journal instead of paying to publish in the OA Mirror (Ciocca & Delgado, 2017).

The lack of OA articles by authors based in low-income countries is particularly surprising given that most of these countries are eligible for APC waivers via Elsevier's "Research4Life" program (Table S1). We suggest there are at least three potential explanations for this. The first is that publisher policies for waiving APCs can be quite restrictive. For instance, the publisher of the journals included in our review will only waive APCs in cases where every coauthor of an article is based in a country that is waiver eligible (Elsevier, 2020). Many of the articles in our data set with first authors based in low-income countries had international collaborators in locations that rendered the articles ineligible for discounted or free publication (see also Gray, 2020). Second, it may be that authors were unaware that waivers existed (Powell, Johnson, & Herbert, 2020) or that journal or publisher's staff failed to recognize their eligibility and offer to transfer their submission to the OA Mirror (Lawson, 2015). Finally, even large discounts on APCs are unlikely to be sufficient for many authors (Iyandemye & Thomas, 2019). This is almost certainly true for authors in countries that are bizarrely offered only partial discounts despite socioeconomic conditions that are similar to those in nearby countries where authors can publish OA at no expense (e.g., Honduras and Guatemala vs. Nicaragua, respectively; Table S1). In absolute terms, however, the minimal benefit of partial waivers may be most pronounced for authors in middle income countries such as Brazil, Mexico, South Africa, and Malaysia—especially when they engage in productive collaborations with scientists based in other middle-income countries (Smith, Weinberger et al., 2014) that are ineligible for waivers despite challenging economic conditions (Ciocca & Delgado, 2017). Regardless of the mechanism, our results suggest that waiver programs designed to increase the representation of scientists from the Global South in the OA literature by reducing APCs have at best

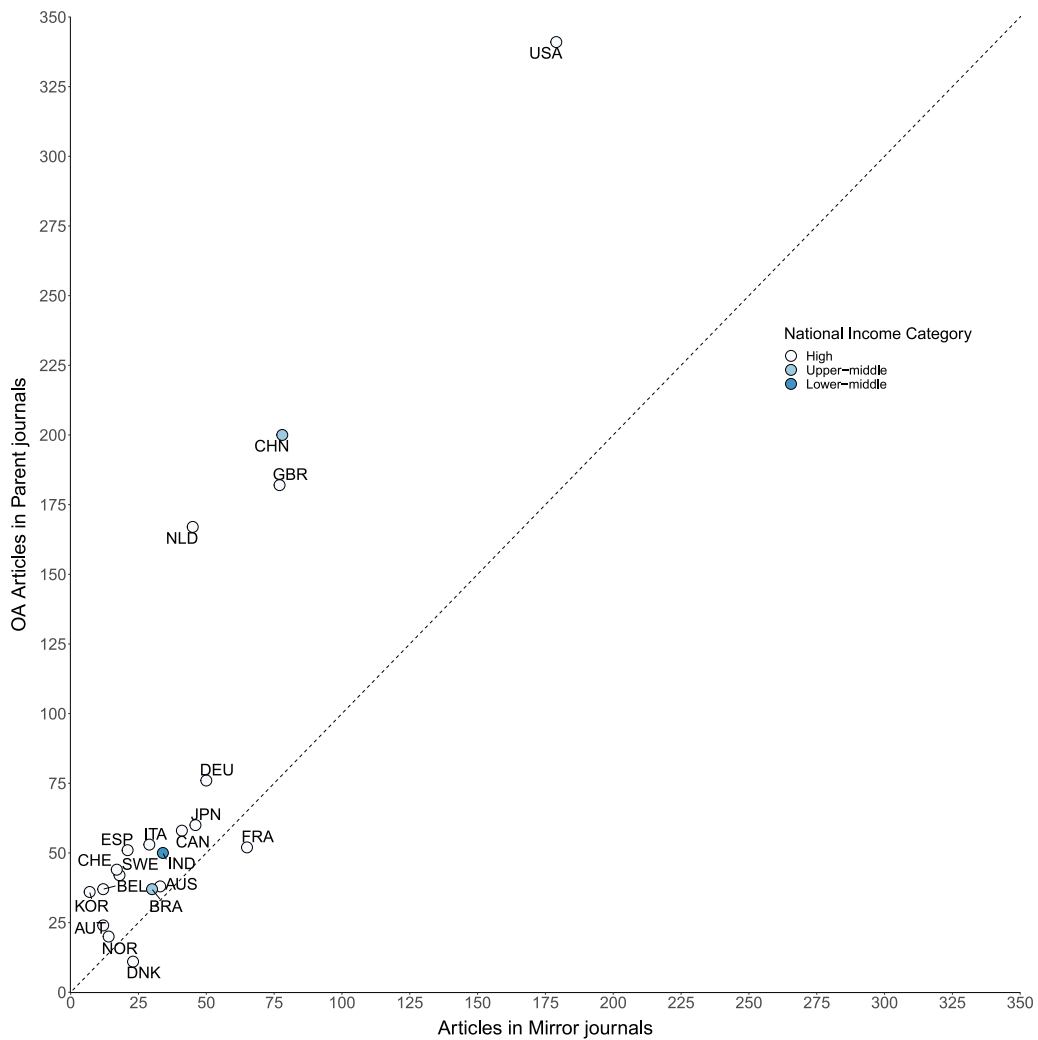


Figure 7. For the 20 countries publishing the most open access (OA) articles, the number of OA articles published in Mirror journals vs. OA articles published in Parent journals. Abbreviations: DNK = Denmark, AUT = Austria, NOR = Norway, KOR = South Korea, SWE = Sweden, BEL = Belgium, CHE = Switzerland, ESP = Spain, CAN = Canada, ITA = Italy, DEU = Germany, IND = India, JPN = Japan, BRA = Brazil, AUS = Australia, FRA = France, NLD = Netherlands, GBR = Great Britain, CHN = China, USA = United States.)

failed to do so, and at worst had the opposite effect. Finally, our results also suggest there are some important differences in the way authors perceive Parent and Mirror journals. That there are some OA articles by authors from low-income countries in Parent journals but none in Mirror journals suggests a preference for more established titles. The same appears to be true for authors in high- and middle-income countries, who generally publish far more OA papers in Parent journals than their respective Mirrors (Figure 7). This skew is particularly notable given that publication in Gold-OA journals is increasingly required by funders in some of these countries. Finally, the results suggest that authors in two of the world’s leading producers of scientific publications—China and the United States (Zhou & Leydesdorff, 2006)—either remain wary of OA publication or do not find the incentives for publishing OA particularly compelling (Jamali, Nicholas et al., 2020; Xu, He et al., 2020). When these authors have opted for OA, the clearly prefer established Parent journals over the recently established Mirrors.

4.1. Caveats and Future Directions

Inference in bibliometric studies must be drawn with care, as patterns such as those we documented are the result of a complex combination of presubmission decisions by authors and postsubmission decisions by editors. However, the ability to compare OA articles published in Mirror and Parent journals means that we can control for many of the factors influencing these decisions. Most notably, the journals in a Mirror-Parent pair have identical editorial boards, editorial philosophy, and publication priorities. Although any implicit biases held by editors against authors from particular countries would undoubtedly reduce the overall representation of these countries in the literature, the reduction would be independent of which publication type was chosen by authors. In addition, the journals in our analyses are all published by a single company—with a few exceptions (e.g., the *Series B* journals of the American Mathematical Society), the mirror journal concept has yet to be adopted by other publishers or academic societies. However, these journals represent a wide range of disciplines and are marketed to a global author pool and readership. As such, we believe our results are consistent with APCs being a key mechanism underlying presubmission decisions by authors (Ciocca & Delgado, 2017; Solomon & Björk, 2012a).

Our results also suggest several promising directions for future research. The first is to investigate why scientists in many countries (e.g., China, United States, United Kingdom) apparently prefer publishing OA articles in Parent journals. These academic communities might consider OA Mirrors to be of lower quality (Eilers et al., 2017) or be unsure of their status with respect to funder mandates, regardless of the journal's affiliation with an academic society, publisher, or connection with an established subscription journal (Editage, 2018). Authors may also be hesitant to consider them as outlets for their work because they do not yet have impact factors or other metrics used for evaluating personnel, programs, or institutions (Appel et al., 2019; Pavan & Barbosa, 2018; Xu et al., 2020). Finally, they might also be concerned regarding their status with respect to the OA mandates of their particular funders and institutions in light of the recent decision that Mirror journals are not “Plan S”-compliant (cOAlitionS, 2021).

Second, it is unclear why single-author papers are so much more common in Mirror journals than they are in Parent journals. The choice to publish in OA Mirrors could be based on the content or format of the article (e.g., essay vs. data paper), or that particular authors have access to funds with which to pay APCs. However, it could also reflect deference by first authors to coauthors preferring to publish in Parent journals, potentially coupled with disciplinary differences in norms regarding coauthorship and author order (Fox, Ritchey, & Paine, 2018; Parish, Boyack, & Ioannidis, 2018). Although previous studies have elucidated individual author preferences regarding journal choice and manuscript submission (Rowley, Sbaifi et al., 2020), little is known about how submission choices are influenced by the preferences of coauthors. The data presented here suggest that they can be, particularly with when it comes to the decision to submit to OA outlets such as Mirror journals.

Finally, our results point to the need for research on how to make waiver programs a more effective means of reducing financial barriers to OA publication. In addition to the impact of rules that limit waivers for authors from low-income countries based on where their coauthors are based, we suggest that authors in middle-income countries merit particular attention: Many are ineligible for even partial APC waivers, and even partial waivers are often insufficient. Insights into these topics will help editors, publishers, and the broader scientific community develop strategies to ensure that prestigious OA journals are truly accessible to scientists from the Global South (Rodriguez, 2014).

ACKNOWLEDGMENTS

We thank N. Emery, C. Scott, and D. Forero for assistance in gathering preliminary data for the project. M. Nuñez, A. S. Mason, three anonymous reviewers, and Ludo Waltman provided feedback on the manuscript.

AUTHOR CONTRIBUTIONS

Audrey C. Smith: Formal analysis, Investigation, Methodology, Writing—Original draft, Writing—Review & editing. Leandra Merz: Formal analysis, Investigation, Methodology, Writing—Original draft, Writing—Review & editing. Jesse B. Borden: Formal analysis, Investigation, Methodology, Software, Writing—Review & editing. Chris K. Gulick: Formal analysis, Investigation, Methodology, Writing—Review & editing. Akhil R. Kshirsagar: Formal analysis, Investigation, Methodology, Writing—Review & editing. Emilio M. Bruna: Conceptualization, Data curation, Formal analysis, Investigation, Methodology, Project administration, Supervision, Visualization, Writing—Original draft, Writing—Review & editing.

COMPETING INTERESTS

The authors have no competing interests.

FUNDING INFORMATION

This research was not funded.

DATA AVAILABILITY

The complete citation records were downloaded from the Web of Science Core Collection and SCOPUS; although the complete original records cannot be made available due to copyright restrictions, a processed version of these records with the additional data needed to reproduce the analyses presented here has been archived at Zenodo (<https://doi.org/10.5281/zenodo.5500293>). This archive also includes the version of the R code used to process the raw data, carry out the analyses on the processed data, and create the figures, tables, and manuscript. Updates to the code will be available on Github (<https://github.com/BrunaLab/APCdiversity>), where users can also make suggestions for improvement.

REFERENCES

- Appel, A. L., Albagli, S., Appel, A. L., & Albagli, S. (2019). The adoption of article processing charges as a business model by Brazilian open access journals. *Transinformação*, 31, e180045. <https://doi.org/10.1590/2318-0889201931e180045>
- Aria, M., & Cuccurullo, C. (2017). Bibliometrix: An R-tool for comprehensive science mapping analysis. *Journal of Informetrics*, 11(4), 959–975. <https://doi.org/10.1016/j.joi.2017.08.007>
- Bahlai, C., Bartlett, L., Burgio, K., Fournier, A., Keiser, C., ... Whitney, K. (2019). Open science isn't always open to all scientists. *American Scientist*, 107(2), 78–82. <https://doi.org/10.1511/2019.107.2.78>
- Björk, B.-C., & Solomon, D. (2014). How research funders can finance APCs in full OA and hybrid journals. *Learned Publishing*, 27(2), 93–103. <https://doi.org/10.1087/20140203>
- Brandt, W. (1980). *North-South: A programme for survival: Report of the Independent Commission on International Development Issues*. Cambridge, MA: MIT Press. Retrieved from <https://mitpress.mit.edu/contributors/independent-commission-international-development-issues>
- Calver, M., Bryant, K., & Wardell-Johnson, G. (2018). Quantifying the internationality and multidisciplinary of authors and journals using ecological statistics. *Scientometrics*, 115(2), 731–748. <https://doi.org/10.1007/s11192-018-2692-z>
- Ciocca, D. R., & Delgado, G. (2017). The reality of scientific research in Latin America; an insider's perspective. *Cell Stress & Chaperones*, 22(6), 847–852. <https://doi.org/10.1007/s12192-017-0815-8>, PubMed: 28584930
- cOAlitionS. (2021). *Addendum to the cOAlition S Guidance on the Implementation of Plan S*. Retrieved from <https://www.coalition-s.org/addendum-to-the-coalition-s-guidance-on-the-implementation-of-plan-s/>
- Cochrane, A. (2018). Are Mirror journals a better path to the open access flip? *The Scholarly Kitchen*. Retrieved from <https://scholarlykitchen.sspnet.org/2018/10/29/are-mirror-journals-a-better-path-to-the-open-access-flip/>
- Coonin, B., & Younce, L. (2009). Publishing in open access journals in the social sciences and humanities: Who's doing it and why. In *Pushing the Edge: Proceedings of the Fourteenth National*

- Conference of the Association of College and Research Libraries (pp. 85–94). Seattle, WA.
- Crow, R. (2009). *Income models for open access: An overview of current practice*. Washington DC: Scholarly Publishing & Academic Resources Coalition. Retrieved from <https://www.arl.org/sparc>
- Dallmeier-Tiessen, S., Darby, R., Goerner, B., Hyppoelae, J., Igo-Kemenes, P., ... Stelt, W. van der. (2011). Highlights from the SOAP project survey. What scientists think about open access publishing. *arXiv:1101.5260 [Cs]*. Retrieved from <https://arxiv.org/abs/1101.5260>
- Davis, P. M. (2011). Open access, readership, citations: A randomized controlled trial of scientific journal publishing. *FASEB Journal*, 25(7), 2129–2134. <https://doi.org/10.1096/fj.11-183988>, PubMed: 21450907
- Editage. (2018). *Geographic trends in attitudes to open access: Findings from the Editage Global Author Survey 2018*. Retrieved from <https://cdn.editage.com/insights/editagecom/production/Geographic>
- Efron, B., & Tibshirani, R. J. (1994). *An introduction to the bootstrap*. CRC Press. <https://doi.org/10.1201/9780429246593>
- Ellers, J., Crowther, T. W., & Harvey, J. A. (2017). Gold open access publishing in mega-journals: Developing countries pay the price of Western premium academic output. *Journal of Scholarly Publishing*, 49(1), 89–102. <https://doi.org/10.3138/jsp.49.1.89>
- Elsevier. (2020). *Eligibility for access to Research4Life*. Retrieved from <https://www.research4life.org/access/eligibility/>
- Espin, J., Palmas, S., Carrasco-Rueda, F., Riemer, K., Allen, P. E., ... Bruna, E. M. (2017). A persistent lack of international representation on editorial boards in environmental biology. *PLOS Biology*, 15(12), e2002760. <https://doi.org/10.1371/journal.pbio.2002760>, PubMed: 29232375
- Eysenbach, G. (2006). Citation advantage of open access articles. *PLOS Biology*, 4(5). <https://doi.org/10.1371/journal.pbio.0040157>, PubMed: 16683865
- Ezema, I. J., & Onyancha, O. B. (2017). Open access publishing in Africa: Advancing research outputs to global visibility. *African Journal of Library, Archives & Information Science; Ibadan*, 27(2), 97–115. Retrieved from <https://search.proquest.com/docview/2236647453/abstract/70E49C1D2C6144FDPQ/1>
- Fontúrbel, F. E., & Vizentin-Bugoni, J. (2021). A paywall coming down, another being erected: Open access article processing charges (APC) may prevent some researchers from publishing in leading journals. *Bulletin of the Ecological Society of America*, 102(1), e01791. <https://doi.org/10.1002/bes2.1791>
- Fournier, A. M. V., Boone, M. E., Stevens, F. R., & Bruna, E. M. (2020). Refsplitr: Author name disambiguation, author georeferencing, and mapping of coauthorship networks with Web of Science data. *Journal of Open Source Software*, 5(45), 2028. <https://doi.org/10.21105/joss.02028>
- Fox, C. W., Ritchey, J. P., & Paine, C. E. T. (2018). Patterns of authorship in ecology and evolution: First, last, and corresponding authorship vary with gender and geography. *Ecology and Evolution*, 8(23), 11492–11507. <https://doi.org/10.1002/ece3.4584>, PubMed: 30598751
- Fox, J. (2015). Bootstrapping regression models. In *Applied regression analysis and generalized linear models* (3rd edn). Sage.
- Gray, R. J. (2020). Sorry, we're open: Golden open-access and inequality in non-human biological sciences. *Scientometrics*, 124(2), 1663–1675. <https://doi.org/10.1007/s11192-020-03540-3>
- Harrison, P. (2019). What are mirror journals, and can they offer a new world of open access? *Elsevier Connect*. Retrieved from <https://www.elsevier.com/connect/what-are-mirror-journals-and-can-they-offer-a-new-world-of-open-access>
- Iyandemye, J., & Thomas, M. P. (2019). Low income countries have the highest percentages of open access publication: A systematic computational analysis of the biomedical literature. *PLOS ONE*, 14(7), e0220229. <https://doi.org/10.1371/journal.pone.0220229>, PubMed: 31356618
- Jamali, H. R., Nicholas, D., Herman, E., Boukacem-Zeghmouri, C., Abrizah, A., ... Watkinson, A. (2020). National comparisons of early career researchers' scholarly communication attitudes and behaviours. *Learned Publishing*, 33(4), 370–384. <https://doi.org/10.1002/leap.1313>
- Kozak, M., & Hartley, J. (2013). Publication fees for open access journals: Different disciplines—different methods. *Journal of the American Society for Information Science and Technology*, 64(12), 2591–2594. <https://doi.org/10.1002/asi.22972>
- Lawson, S. (2015). Fee waivers for open access journals. *Publications*, 3(3), 155–167. <https://doi.org/10.3390/publications3030155>
- MacLeavy, J., Harris, R., & Johnston, R. (2020). The unintended consequences of Open Access publishing – And possible futures. *Geoforum*, 112, 9–12. <https://doi.org/10.1016/j.geoforum.2019.12.010>
- Magurran, A. E. (2004). *Measuring biological diversity*. Malden, MA: Blackwell Science Ltd.
- Matheka, D. M., Nderitu, J., Mutonga, D., Otitu, M. I., Siegel, K., & Demaio, A. R. (2014). Open access: Academic publishing and its implications for knowledge equity in Kenya. *Globalization and Health*, 10, 26. <https://doi.org/10.1186/1744-8603-10-26>, PubMed: 24716579
- McKiernan, E. C., Bourne, P. E., Brown, C. T., Buck, S., Kenall, A., ... Yarkoni, T. (2016). How open science helps researchers succeed. *eLife*, 5, e16800. <https://doi.org/10.7554/eLife.16800>, PubMed: 27387362
- Morrison, H. (2019). OA Main 2019: Dataset, documentation and open peer review invitation. *Sustaining the Knowledge Commons/Soutenir les savoirs communs*. Retrieved from <https://sustainingknowledgecommons.org/2019/11/20/oa-main-2019-dataset-documentation-and-open-peer-review-invitation/>
- Ncayiyana, D. J. (2005). Open access: Barriers and opportunities for lower-income countries. In *Communication given in the International Seminar Open Access for Developing Countries*. Salvador: BIREME/PAHO/WHO. (Vol. 1, p. 2007).
- Núñez, M. A., Barlow, J., Cadotte, M., Lucas, K., Newton, E., ... Stephens, P. A. (2019). Assessing the uneven global distribution of readership, submissions and publications in applied ecology: Obvious problems without obvious solutions. *Journal of Applied Ecology*, 56(1), 4–9. <https://doi.org/10.1111/1365-2664.13319>
- Oksanen, J., Blanchet, F. G., Friendly, M., Kindt, R., Legendre, P., ... Wagner, H. (2019). *Vegan: Community ecology package*. R package version 2.5-6. Retrieved from <https://CRAN.R-project.org/package=vegan>
- OpenAPC. (2020). OpenAPC. Retrieved from <https://treemaps.intact-project.org/apcdata/openapc/#journal/period=2018>
- Parish, A. J., Boyack, K. W., & Ioannidis, J. P. A. (2018). Dynamics of co-authorship and productivity across different fields of scientific research. *PLOS ONE*, 13(1), e0189742. <https://doi.org/10.1371/journal.pone.0189742>, PubMed: 29320509
- Pavan, C., & Barbosa, M. C. (2018). Article processing charge (APC) for publishing open access articles: The Brazilian scenario. *Scientometrics*, 117(2), 805–823. <https://doi.org/10.1007/s11192-018-2896-2>

- Peterson, A., Emmett, A., & Greenberg, M. (2013). Open access and the author-pays problem: Assuring access for readers and authors in the global academic community. *Journal of Librarianship and Scholarly Communication*, 1(3), eP1064. <https://doi.org/10.7710/2162-3309.1064>
- Pinfield, S. (2013). Medical research charities and open access. *Learned Publishing*, 26(4), 285–302. <https://doi.org/10.1087/20130409>
- Piwovar, H., Priem, J., Larivière, V., Alperin, J. P., Matthias, L., ... Haustein, S. (2018). The state of OA: A large-scale analysis of the prevalence and impact of Open Access articles. *PeerJ*, 6, e4375. <https://doi.org/10.7717/peerj.4375>, PubMed: 29456894
- Powell, A., Johnson, R., & Herbert, R. (2020). Achieving an equitable transition to open access for researchers in lower and middle-income countries. *SSRN Electronic Journal*. <https://doi.org/10.2139/ssrn.3624782>
- Poynder, R. (2019). Plan S and the Global South—What do countries in the Global South stand to gain from signing up to Europe's open access strategy? *Impact of Social Sciences*. Retrieved from <https://blogs.lse.ac.uk/impactofsocialsciences/2019/03/06/plan-s-and-the-global-south-what-do-countries-in-the-global-south-stand-to-gain-from-signing-up-to-europes-open-access-strategy/>
- R Core Team. (2020). *R: A language and environment for statistical computing*. Vienna, Austria: R Foundation for Statistical Computing. Retrieved from <https://www.R-project.org/>
- Rodriguez, J. E. (2014). Awareness and attitudes about open access publishing: A glance at generational differences. *Journal of Academic Librarianship*, 40(6), 604–610. <https://doi.org/10.1016/j.acalib.2014.07.013>
- Rowley, J., Sbaifi, L., Sugden, M., & Gilbert, A. (2020). Factors influencing researchers' journal selection decisions. *Journal of Information Science*, 0165551520958591. <https://doi.org/10.1177/0165551520958591>
- Schimanski, L. A., & Alperin, J. P. (2018). The evaluation of scholarship in academic promotion and tenure processes: Past, present, and future. *F1000Research*, 7, 1605. <https://doi.org/10.12688/f1000research.16493.1>, PubMed: 30647909
- Singh, S., & Morrison, H. (2019). OA journals non-charging and charging central trends 2010–2019. *Sustaining the Knowledge Commons/Soutenir les savoirs communs*. Retrieved from <https://sustainingknowledgecommons.org/2019/11/23/oa-journals-non-charging-and-charging-central-trends-2010-2019/>
- Smith, M. J., Weinberger, C., Bruna, E. M., & Allesina, S. (2014). The scientific impact of nations: Journal placement and citation performance. *PLOS ONE*, 9(10). <https://doi.org/10.1371/journal.pone.0109195>, PubMed: 25296039
- Solomon, D. J., & Björk, B.-C. (2012a). A study of open access journals using article processing charges. *Journal of the American Society for Information Science and Technology*, 63(8), 1485–1495. <https://doi.org/10.1002/asi.22673>
- Solomon, D. J., & Björk, B.-C. (2012b). Publication fees in open access publishing: Sources of funding and factors influencing choice of journal. *Journal of the American Society for Information Science and Technology*, 63(1), 98–107. <https://doi.org/10.1002/asi.21660>
- Stocks, G., Seales, L., Paniagua, F., Maehr, E., & Bruna, E. M. (2008). The geographical and institutional distribution of ecological research in the tropics. *Biotropica*, 40(4), 397–404. <https://doi.org/10.1111/j.1744-7429.2007.00393.x>
- Tennant, J. P., Waldner, F., Jacques, D. C., Masuzzo, P., Collister, L. B., & Hartgerink, Chri. H. J. (2016). The academic, economic and societal impacts of Open Access: An evidence-based review. *F1000Research*, 5, 632. <https://doi.org/10.12688/f1000research.18460.3>, PubMed: 27158456
- Wang, X., Liu, C., Mao, W., & Fang, Z. (2015). The open access advantage considering citation, article usage and social media attention. *Scientometrics*, 103(2), 555–564. <https://doi.org/10.1007/s11192-015-1547-0>
- Warlick, S. E., & Vaughan, K. T. L. (2007). Factors influencing publication choice: Why faculty choose open access. *Biomedical Digital Libraries*, 4(1), 1–12. <https://doi.org/10.1186/1742-5581-4-1>, PubMed: 17349038
- Wickham, H., Averick, M., Bryan, J., Chang, W., McGowan, L. D., ... Yutani, H. (2019). Welcome to the Tidyverse. *Journal of Open Source Software*, 4(43), 1686. <https://doi.org/10.21105/joss.01686>
- World Bank. (2020). *World Bank country and lending groups*. Retrieved from <https://datahelpdesk.worldbank.org/knowledgebase/articles/906519-world-bank-country-and-lending-groups>
- Xu, J., He, C., Su, J., Zeng, Y., Wang, Z., ... Tang, W. (2020). Chinese researchers' perceptions and use of open access journals: Results of an online questionnaire survey. *Learned Publishing*, 33(3), 246–258. <https://doi.org/10.1002/leap.1291>
- Zhou, P., & Leydesdorff, L. (2006). The emergence of China as a leading nation in science. *Research Policy*, 35(1), 83–104. <https://doi.org/10.1016/j.respol.2005.08.006>